

THE WEEEDER

MARCH 2023

Volume 35 Issue 3

2023 CALENDAR

We meet on the fourth Monday of each month, 7:30 pm at the Brentwood Community Methodist Church, 809 Second Street in Brentwood. Board Meetings are held on the first Tuesday (after the 1st Monday) of each month, 7:00 pm in the Fireside Room. Delta Informal Gardeners encourages gardening through education and beautification of the community.

2023 General Meetings

- January 23
- February 27
- March 27
- April 24
- May 22
- June 26 - Members Potluck
- July 24
- August 28
- September 25
- October 23
- November 27
- December 11 - Holiday Potluck



2023 Board Meetings

- | | |
|------------|--------------|
| January 3 | July 11* |
| February 7 | August 8 |
| March 7 | September 5 |
| April 4 | October 3 |
| May 2 | November 7 |
| June 6 | November 28* |

2023 Garden Tour: MAY 20

* Adjusted due to Holidays


🍀 PRESIDENT'S MESSAGE 🍀

It's Raining! The weather did not cooperate with our plans to start potting up. We should be working the next few Saturdays to create a work space and pot up the rooted cuttings we have. We will meet Saturdays from 10 am to noon at 530 Third Street, Brentwood. Watch for email announcements to confirm dates. Bring your gloves, pruners, and rakes so we can clear the side yard for our potting tables. If you started seeds and have extra seedlings to share you can bring them to the Saturday gatherings.

Save May 20th to attend our Garden Tour and Plant Sale. This event will be for Members and their guests only. We will tour three of our members gardens and be able to purchase plants that we have grown at each location. There will be snacks and time to admire the gardens while we visit with other members. You will need to sign up to attend.

There is Good News regarding our new location. The City of Brentwood has agreed to lease us the property near the Historical Society. Bob Selders will be negotiating the terms and we should have an agreement in a couple of months. Then the physical work begins. We will need to move the hoop house and build fences, among other things. Start building those muscles, we're going to need them.

Robin Choate, President 🧑🌾



"Gardening is an exercise in optimism. Sometimes, it is a triumph of hope over experience."

- Marina Schinz



RECIPE

RASPBERRY CRUMBLE COOKIES




Ingredients

- 1 cup unsalted butter softened
- 1/3 cup powdered sugar
- 1/4 cup granulated sugar
- 1 teaspoon vanilla extract
- 1 teaspoon almond extract
- 2 1/4 cups all purpose flour
- 1/4 teaspoon kosher salt
- 1/2 cup seedless raspberry jam or preserves or other flavor you might prefer

Instructions

- Preheat oven to 350°F. Lightly spray a jumbo muffin pan with baking spray or grease and flour each well. Set aside.
- In a large mixing bowl or the bowl of a stand mixer, add the softened butter, powdered sugar, granulated sugar, vanilla extract and almond extract and beat together for 2 to 3 minutes or until light and creamy.
- Add in the flour and mix just until mostly combined. Use your hands or a stiff spoon to finish mixing keeping in mind that the mixture will likely be a bit crumbly. If you squeeze the mixture in your hand and it holds together, it's ready to go. Be careful not to over mix or it may become tough.
- Use a cookie scoop or measuring cup to scoop out about 1/4 cup of the mixture and press into the bottom of each well in the muffin pan making sure to go up the sides of the well a bit to create a well for the jam to go in. (Make sure you leave about 1 1/2 cups of the mixture to crumble on top of the cookies.)




- Spoon about a tablespoon of raspberry jam into the center of each cookie.
- Sprinkle each cookie with a tablespoon or so of the crumble topping.
- Bake the cookies for 18 to 22 minutes or until the tops are just beginning to turn golden brown.
- Let cool completely before removing from the muffin pan. Use a thin spatula or knife to run around the edge before carefully removing from the pan.

Recipe courtesy of MomOnTimeOut.com via Pinterest.

MARCH SPEAKER

Monday, March 27th

“Andrew Pierce - Vector Control”

What to do when you finally discover where all those yellow jackets are coming from - my heavens, a nest in the ground!? And what about the evening that you meet a rather large skunk sauntering through your side yard? And what about the night the dog cornered a raccoon on the fence – no worries ! That is, until you hear a loud nasty growl? A cat? A big nasty CAT?? AND what about evening BBQ's and the mosquitoes  and West Nile Virus? Find the answers to these questions and more! DIG's April 2023 Speaker is none other than - Andrew Pierce, the Public Information and Technology Officer with the Contra Costa Mosquito and Vector Control District. Mr. Pierce attended Chico State University and received a B.A. in Communications and has worked for vector control for over 16 years. He lives in Pleasant Hill with his wife and three sons. He will share valuable information about what the public health agency does to protect us as county residents from mosquitoes, rats, mice, skunks, ground nesting yellow jackets and ticks. In addition, Mr. Pierce will tell us what we can do to protect ourselves, the services the District provides to residents at no cost and how residents can help the District protect public health.

Sue Castle, Vice President 

Thank you Elinor Bell, Juli Redford, and DeeDee for volunteering to bring snacks to our March 27th meeting.



Flower Photo Credits: Juli Redford

If you'd like to see your photos in a future Weeder email them to info@deltainformalgardeners.org.

Board Minutes

The March 7, 2023 Board Meeting was called to order at 7:02 pm by Robin. Members present: Robin, Pat, Connie, Chris, Bob S, Sue, Bob C, Roger, Juli, Cici. 🌸 The minutes from the February Board meeting were approved as printed in the Weeder. 🌸 Next field trip is March 29th. Details in the Weeder. 🌸 Chris reported we have 78 paid members. A new member booklet for 2023 is in the works. 🌸 Sue stated the March speaker is Andrew Pierce from Vector Control. 🌸 Publicity: Roger has written a letter to the newspapers as an article that will go out when we have the lease signed for our new site. 🌸 Our last donations were made in December 2022. Typical schedule is in February, June, Aug, and November. Skipping it for now, will revisit in June. 🌸 Site Committee: Bob S. met with the city Agricultural Enterprise Committee. The use of the new site was approved and we should have a lease agreement within two months. Yay, Yay!! 🌸 Plant Sale: We are not able to do a May plant sale as in past years. A committee will be meeting to determine a date and details for the member Garden Tour & Plant Sale. 🌸 A new flyer idea was discussed and ways to let new residents know about DIG. 🌸 Adjourned: 7:58 pm. Respectfully submitted,

Juli Redford, Secretary 

GREEN ACRES VEGETABLE PLANTING CALENDAR

for the Central Valley, East Bay and Low Foothills
Sources: FarmerFred.com and U.C. Davis Vegetable Research and Info Center.

	Jan	Feb	Mar	Apr	May	Jun	Jul	Aug	Sept	Oct	Nov	Dec
Asparagus	P											P
Beans, Fava		S	S								S	S
Beans, Snap				S	S	S						
Beets		S/P	S/P	S/P				S/P	S/P	S/P		
Box Choy/Pak Choi	P									P	P	P
Broccoli	*	P						S/P	P	P	P	*
Brussels Sprouts								S/P	P			
Cabbage	*	P						S/P	P	P	P	
Carrots			S	S	S			S	S	S	S	S
Cauliflower	*							S/P	P	P	P	
Celery		S/P	S/P	S/P				P	P	P	P	
Chard, Swiss		S/P	S/P	S/P	S/P			S/P	S/P	S/P	S/P	
Cilantro								S/P	S/P	S/P		
Collards		S/P	S/P					S/P	S/P	S/P		
Com				S/P	S/P	S/P	S/P					
Com Salad/Mache	S/P	S/P	S/P	S/P				S/P		S/P	S/P	S/P
Cucumbers				S/P	S/P	S/P						
Eggplant		*	*	S/P	S/P	P						
Garlic (from cloves)										Cloves	Cloves	Cloves
Kale		S/P	S/P					S/P	S/P	P	P	P
Kohlrabi		S/P	S/P							P	P	P
Leeks		P	P			P				P	P	
Lettuce, Head	S/P	S/P						S/P	S/P			
Lettuce, Leaf	S/P	S/P	S/P						P	S/P	S/P	P
Melons					S/P	S/P						
Mustard	S	S	S	S				S	S	S	S	S
Okra				S	S	S	S			S/P	S/P	S/P
Onions								S	S	S		
Parsnips				S				S		S	S	
Peas	S	S	S						S	S	S	S
Peppers	*	*	*	P	P							
Potatoes, sweet (slip)				P	P	P						
Potatoes, white (slip)	P	P	P					P	P			P
Pumpkins					S	S						
Radish	S	S	S	S					S	S	S	S
Rutabaga								S	S			
Shallots									S/P	S/P	S/P	
Soybean/Edamame				S	S	S						
Spinach		S/P	S/P						S/P	S/P	S/P	
Squash, Summer				S/P	S/P	S/P						
Squash, Winter				S/P	S/P	S/P						
Tomatoes	*	*	*	P	P	P						
Turnips		S	S						S	S	S	
Watermelon				S/P	S/P							

TIPS FOR A HEALTHY HARVEST

- 1 Find the Sun: Veggies typically need at least six hours of sun per day.
- 2 Condition Your Soil: Amend to loosen compact soil, conserve moisture, and add organic matter for healthier plants.
- 3 Focus on Root Growth: Add a starter fertilizer to quickly establish strong, healthy root growth before summer heat.
- 4 Continue Feeding: Fertilize with organics to encourage more fruit and veggies over leaf growth.

Find a Nursery Near You: [iDigGreenAcres.com/Locations](https://www.idiggreenacres.com/locations)

@iDigGreenAcres 

To view the Vegetable Planting Calendar full size:
https://cdn.shopify.com/s/files/1/0038/9405/0868/files/GANS_VeggieCalendar_Fall2022_23ca9976-e589-433d-81a5-b10b5269d147.pdf?v=1665586394

FIELD TRIPS

Recently, four of us DIG members met at Peet's Coffee for a field trip planning meeting. It was enjoyable to share ideas and make plans for the next few trips. Thank you, Fred, Debbie, and Robin for your ideas and suggestions. We will meet again in April. Let me know if you'd like to join us.



Coming up on March 29th we are visiting a few nurseries: Oaktown Native Plant Nursery in Berkeley, The Watershed Nursery (CA native plants) in Richmond, and Annie's Annuals in Richmond. Between the nurseries, we will choose a place for lunch. We plan to be back in Brentwood by 3:00. Oaktown and Watershed both have very informative websites with a list of available plants.

Annie's sells more than just annuals and their website is also helpful.

With more emphasis on water conservation, native plants have increased in popularity. You may wish to learn more about California natives before we go. This way you can decide if a particular plant is right for your yard. Last year in February, we visited Granada Native Garden in Livermore. It was delightful to see how well these plants can do on very little water. One of the best websites for information on California native plants:

<https://calscape.org/>
Recently I watched a webinar offered by the Contra Costa Master Gardeners on the topic. It is available to view on their YouTube channel: <https://www.youtube.com/watch?v=4oAEdV9cylE>

We will meet as usual at the BART Park and Ride lot on Walnut Blvd. in Brentwood. We LEAVE at 9:00 a.m. Call or email or Juli Redford [925-323-5854](tel:925-323-5854) or julisews@hotmail.com

Juli Redford 

MEMBERSHIP

We now have 78 paid members. At the March 27th meeting we will have the final list for the member directory so you can check your information before we go to print. It will be the last day to pay your dues to be in the booklet. (You can still pay later, but you won't be in the directory.) You can also send a check to: **DIG, P.O. BOX 66, Brentwood, CA 94513, ATTN: MEMBERSHIP.**

Chris Artz 

Weird Plant Facts

1. Small pockets of air inside cranberries make them bounce and float in water.
2. 84% of a raw apple and 96% of a raw cucumber is water.
3. A pineapple is a berry.
4. A notch in a tree will remain at the same distance from the ground when the tree grows.

DIG Membership

P.O. Box 66

Brentwood, CA 94513

Please complete the membership form and return it with your dues to the address above or bring to the next general meeting.

Individual Membership.....\$20

Family Membership\$25

Make checks payable to DIG

Name(s) _____

Address _____

City _____

State _____ Zip _____

Email address(es) _____

Phone _(_____) _____ HOME MOBILE

_____ New Member _____ Renewal

We are working on our new
Member Booklet
If you would like to be in it, please be sure your
2023 dues are paid by March 27th



P.O. Box 66

Brentwood, CA 94513